



7 time-saving  
paths to  
simplified  
3D printing.



# Introduction

Product designers and engineers are often faced with a similar challenge — to prototype or not to prototype.

On the one hand, creating parts and prototypes that test form, fit and function can be difficult, time-consuming and expensive to make using traditional methods. On the other, prototyping allows for product verification and validation prior to final production — which leads to a better part or product.

Ideally, designers and engineers should have access to an in-house 3D printing tool that can help them test and iterate designs quickly to meet demands while keeping costs to a minimum. That's where the Stratasys® J35™ Pro 3D printer comes in.

In this eBook, we'll look at how the J35 Pro benefits end-product design, production costs and design workflows.



## An all-in-one solution.

Supporting different engineering and design needs during various stages of the product development cycle can be challenging. However, when you have engineering-grade, multi-material 3D printing at your fingertips, a lot more is possible. Built for a wide range of industries, including consumer electronics, education, automotive, aerospace and medical, the J35 Pro 3D printer can produce models, parts and prototypes that meet your needs — all in-house.

### Office- and workflow-friendly design.

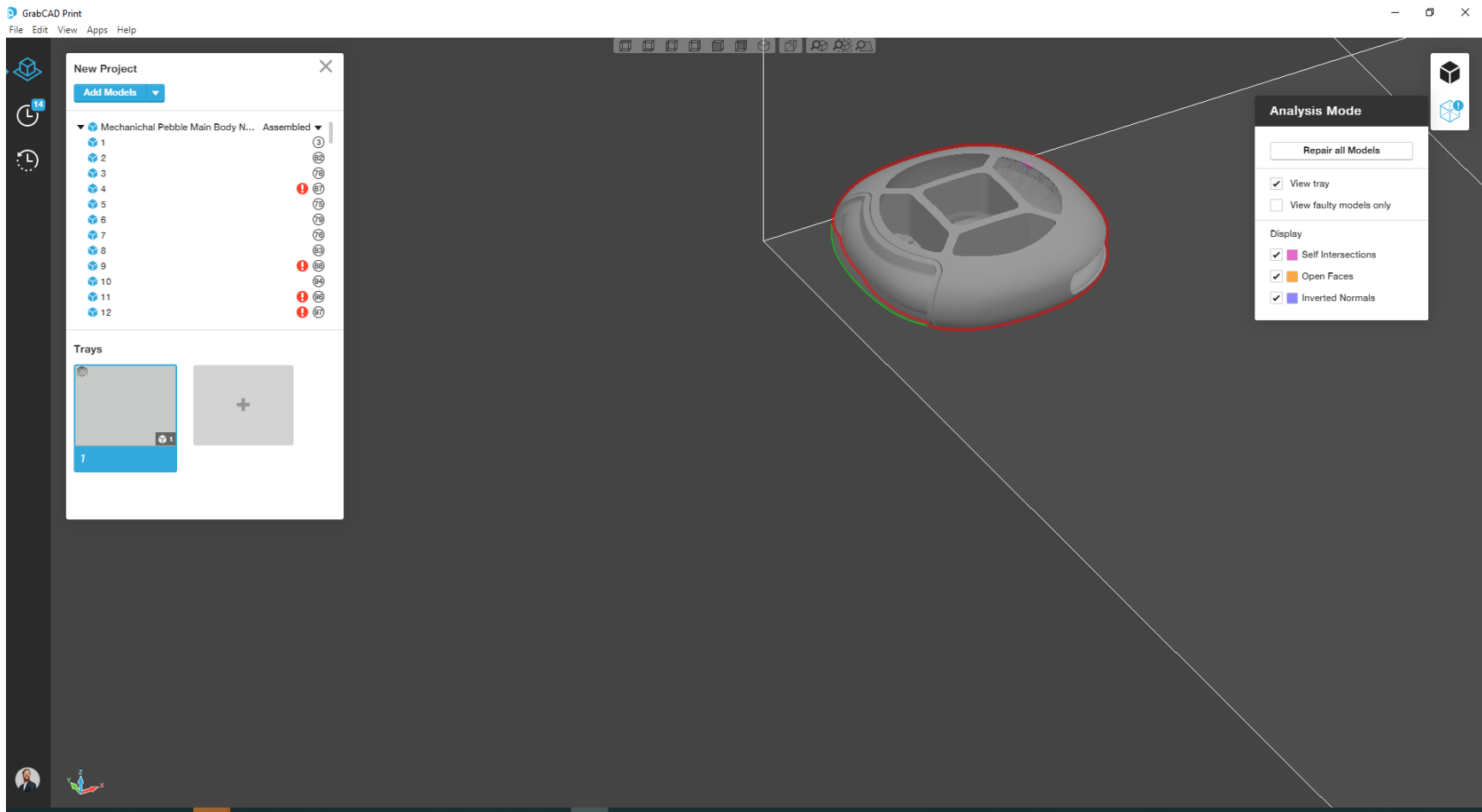
With the J35 Pro, you get all the benefits of an in-house, engineering-grade printer without the hassle thanks to a small footprint, low-maintenance design and silent, odor-free operation. Additionally, you get access to a full ecosystem of workflow tools designed to streamline your process, including cloud-based service, print-to-click software (Keyshot), on-demand training and an online support community.

### High-fidelity prototypes, faster decisions.

Preliminary prototypes can now look, feel and function like the final product. This is because the J35™ Pro features PolyJet™ technology, which allows you to combine grayscale color, transparency, texture and moving parts to create realistic models that key decision-makers can hold in hand. As a result, quicker design decisions can be made.

### Time- and cost-saving production.

Design steps that were once outsourced can now be created in-house in a fraction of the time, which saves both time and design budget. The J35™ Pro also enables you to iterate, correct errors and verify designs more efficiently, so you can get the final design to market faster. Additionally, the J35™ Pro offers multi-material printing capabilities at a lower investment compared to other PolyJet multi-material solutions.



File Fixing


## A simplified workflow.

### All CAD formats accepted.

With other 3D printing solutions, you may be required to convert file formats or use a third-party file format — which can be a time-consuming task that takes away from your design time. However, using SolidWorks software with the J35™ Pro, you can make file changes and optimizations on the spot before printing without changing file formats. Color changes are simple. File sizes stay compact, easing the process of staying organized while saving larger files. Additionally, file management and version management become easy and struggle free, which is important in an iterative design process.

### Automatic file fixing.

Instead of exporting your file to an expensive, third-party software, you can use the automatic file-fixing feature to save time. Automatic file fixing enables you to go from CAD to printer in less than five minutes. It also allows you to achieve an accurate, high-quality print without spending more time and money on additional file-prepping software.



Print Management

Start Time: Today 2:30 PM  
 End Time: Today 5:15 PM

Perform these actions first to allow printing:  
 Confirm the printer's tray is clear and the door is closed.  
 Click the "Online" button on your printer.

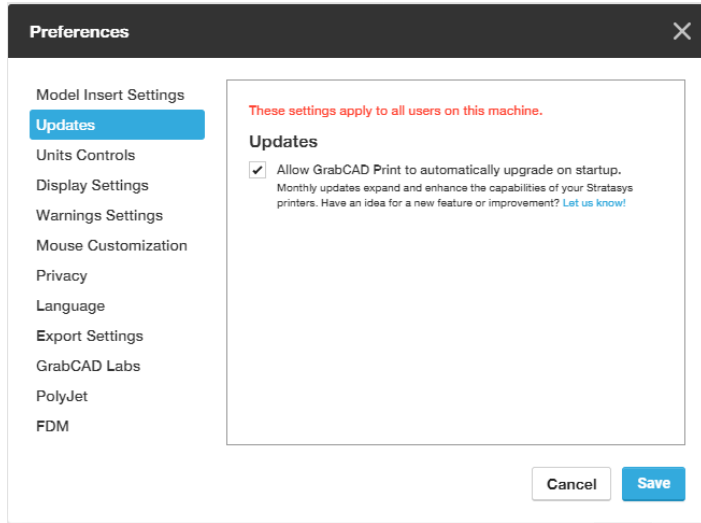
2h 35m 846 Slices 6g 31g 5g 7g 15g 7g 7g 49g

Cancel Schedule

Delayed Print

### Print management and delayed prints.

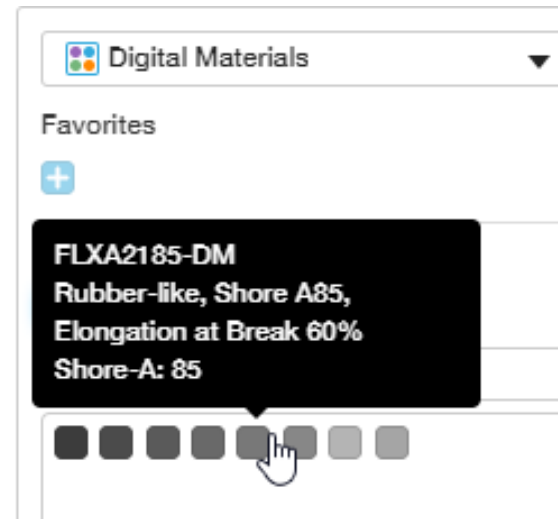
With the J35 Pro, you can change items in the queue. This means if a more urgent project arises, you can send it to print and move it ahead in the line of prints already in queue. The delayed print feature also allows you to take material quantity into consideration and schedule a print job for a specific day and time to coordinate with your design timeline.



Monthly Updates

### Regular monthly system updates.

While some competitors might not have updates for over a year, Stratasys proactively provides bug fixes and new features through over-the-air (OTA) programming. This allows you to update regularly and as soon as new updates are made available.



Multi-material

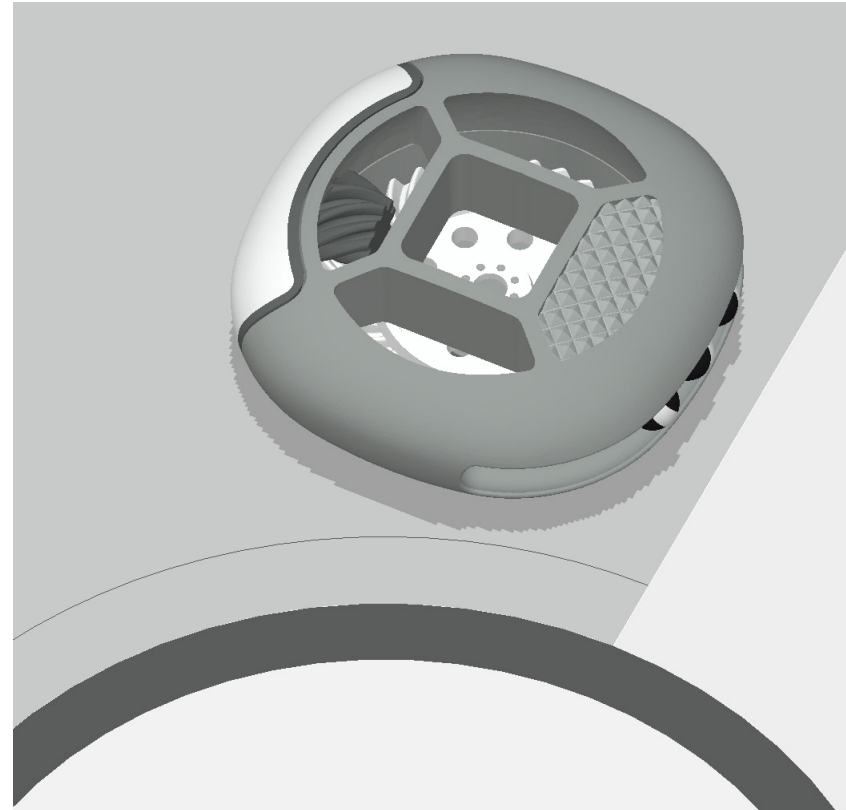
### Vast multi-material print capabilities.

The J35™ Pro 3D printer offers multi-material capabilities ideal for functional design and concept modeling. In one print, you can design parts with various combinations of flexibility, sure hardness, impact resistance, translucence and biocompatibility. With this capability, you can achieve digital material compound parts, assembly parts or three separate, single-material parts that meet your specifications.

# Meeting your exact needs.

Streamlining your product development cycle can be an easy task with the right tool. Offering engineering-grade, multi-material 3D printing in an office-friendly system, the J35 Pro is equipped to help you produce functional designs for a wide range of industry applications in-house. Combined with its simplified workflow software, this solution can take your 3D printed designs to places they have never been before.

**To learn more about the Stratasys J35 Pro 3D printer, visit [Stratasys.com](https://www.stratasys.com).**



## Stratasys Headquarters

7665 Commerce Way,  
Eden Prairie, MN 55344  
+1 800 801 6491 (US Toll Free)  
+1 952 937-3000 (Intl)  
+1 952 937-0070 (Fax)

[stratasys.com](https://www.stratasys.com)

ISO 9001:2015 Certified

1 Holtzman St., Science Park,  
PO Box 2496  
Rehovot 76124, Israel  
+972 74 745 4000  
+972 74 745 5000 (Fax)

© 2021 Stratasys. All rights reserved. Stratasys and Stratasys Signet logo are registered trademarks of Stratasys, Inc. PolyJet and J35 are trademarks or registered trademarks of Stratasys, Inc. PANTONE® and other Pantone trademarks are the property of Pantone LLC®. Pantone's trademarks and copyrights used with the permission of Pantone LLC under License Agreement with Stratasys Ltd. All other trademarks belong to their respective owners. Product specifications are subject to change without notice. EB\_PJ\_J35 Pro\_0521a

